NEW

2XPW

Pompa ad ingranaggi in ghisa

Galtech

Xtreme POWER

walvoil
FLUID POWER E|MOTION

A member of
INTERPUMP GROUP

2XPW

Pompa ad ingranaggi in ghisa

Walvoil presenta la nuova gamma di pompe 2XPW in ghisa.
Queste pompe sono particolarmente adatte in tutte quelle applicazioni nelle quali le pompe tradizionali in alluminio sono utilizzate al limite delle loro prestazioni su macchine operatrici mobili con cicli di lavoro gravosi per pressioni o sollecitazioni meccaniche.
La costruzione modulare permette la medesima versatilità della serie 2SP con corpo in alluminio, condividendo le possibili configurazioni in termini di flange, alberi e valvole integrate.

- ☐ **Alta efficienza**
- ☐ **Alta pressione**
- ☐ **Ridotto numero di componenti**
- ☐ **Dimensioni generali ridotte**

NOTA: Per la configurazione Motore, per le soluzioni corpo in alluminio e versioni con supporto, contattare il Servizio Commerciale

CONDIZIONI DI LAVORO GENERALI		
Cilindrata		da 11.2 a 31.5 cm³/giro
Pressione max continua	fino a	270 bar
Fluido		olio idraulico a base minerale
Campo di temperatura del fluido	Con guarnizioni NBR:	da -20 a +80 °C
	Con guarnizioni FPM:	da -15 a +100 °C
Viscosità	Consigliato:	da 15 a 92 mm²/s (cSt)
	Consentito per l'avvio:	2000 mm²/s (cSt)
Livello max di contaminazione	Raccomandato per il funzionamento di pressione > a 150 bar:	20/18/15 ISO 4406
	Raccomandato per il funzionamento di pressione < a 150 bar:	21/18/15 ISO 4406

Dati tecnici

GRUPPO 2XPW	Cilindrata	Pressione max continua	Pressione max Intermittente	Pressione max di picco	Velocità max di rotazione
	cm³/giro	bar	bar	bar	giri/min
2XPW 110	11.2	270	290	300	3500
2XPW 140	14.2	270	290	300	3500
2XPW 160	16.8	250	270	280	3500
2XPW 190	19.8	250	270	280	3500
2XPW 220	22.9	250	270	280	3000
2XPW 260	26.4	230	250	260	3000
2XPW 290	29.1	200	220	230	2500
2XPW 310	31.5	190	210	220	2500

NEW

Dimensioni

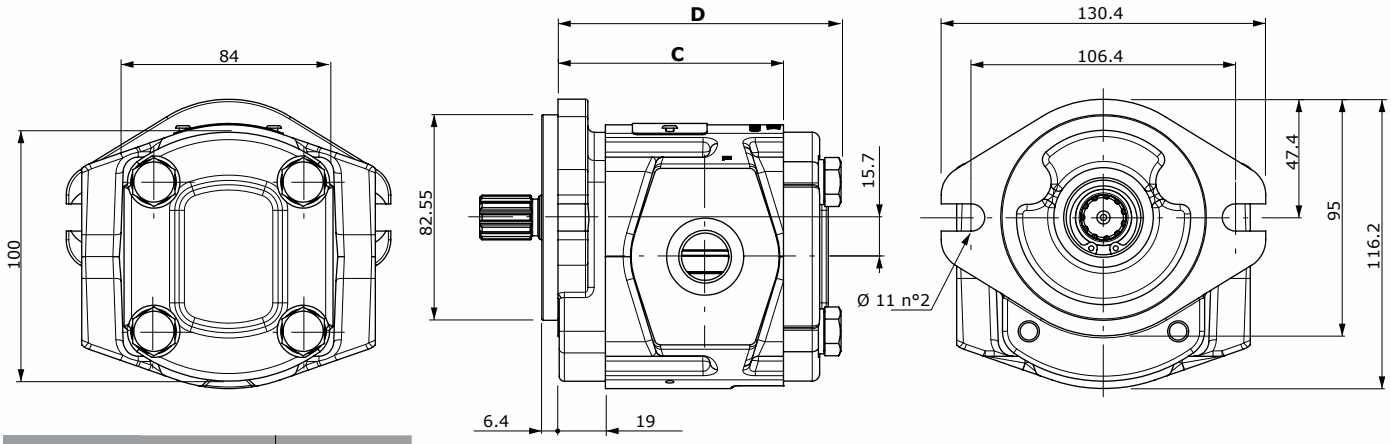

GRUPPO 2XPW	C mm	D mm
2XPW 110	49.9	104.5
2XPW 140	54.9	109.5
2XPW 160	59.1	113.7
2XPW 190	64.1	118.7
2XPW 220	68.1	123.7
2XPW 260	67.9	129.5
2XPW 290	68.3	133.3
2XPW 310	68.3	137.9

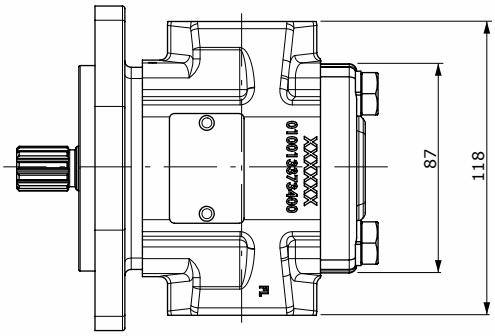

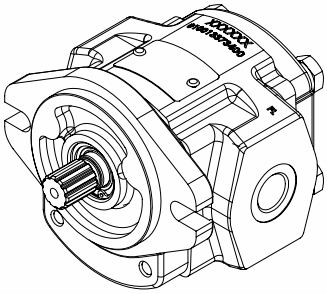

Il disegno dimensionale rappresenta la pompa
con flangia **SAEA** (per altre flange, vedere la pagina successiva).

Coperchio con bocche per attacchi posteriori

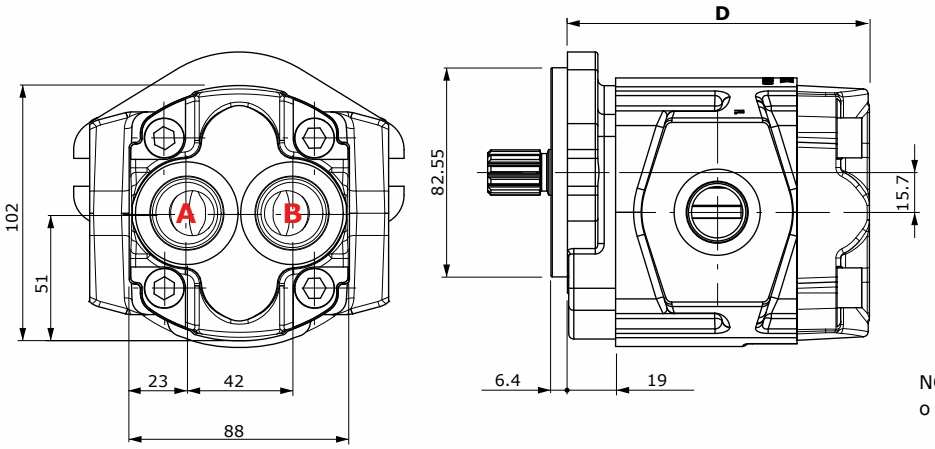

GRUPPO 2XPW	D mm
2XPW 110	110.4
2XPW 140	115.5
2XPW 160	119.7
2XPW 190	124.7
2XPW 220	129.7
2XPW 260	135.5
2XPW 290	139.3
2XPW 310	143.9

NOTA: Le bocche possono essere presenti entrambe o singolarmente, di uguali o differenti dimensioni.

2XPW

Pompa ad ingranaggi in ghisa

Dimensioni

Flangia tipo SAEB
2 fori

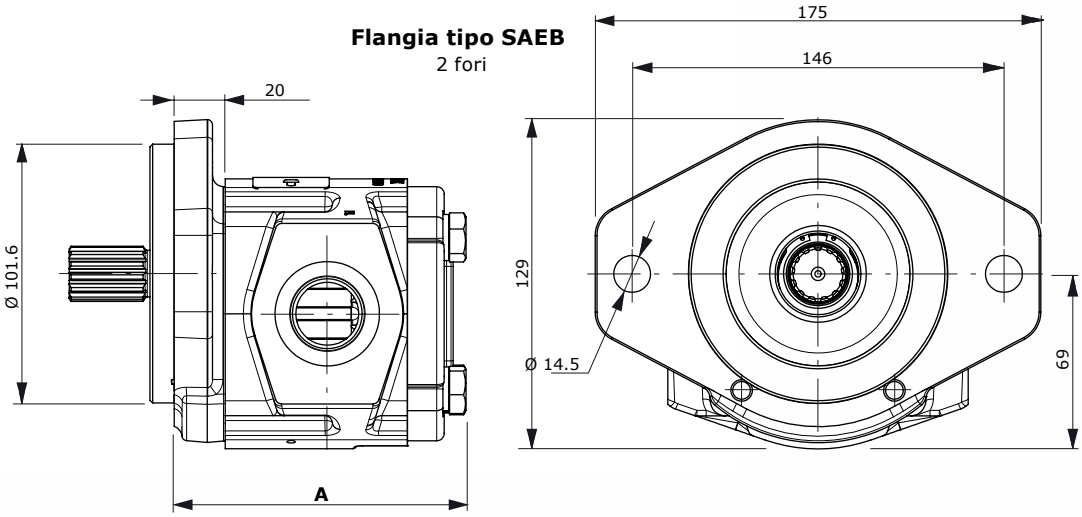

GRUPPO 2XPW	A mm
2XPW 110	105.5
2XPW 140	110.5
2XPW 160	114.7
2XPW 190	119.7
2XPW 220	124.7
2XPW 260	130.5
2XPW 290	134.3
2XPW 310	138.9

Flangia tipo B80C

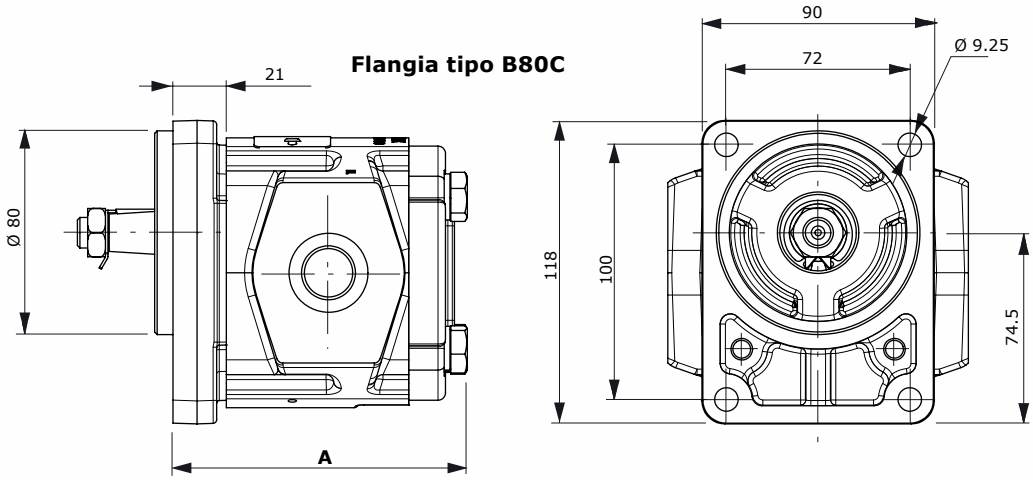

GRUPPO 2XPW	A mm
2XPW 110	106.5
2XPW 140	111.5
2XPW 160	115.7
2XPW 190	120.7
2XPW 220	125.7
2XPW 260	131.5
2XPW 290	135.3
2XPW 310	139.9

Flangia tipo EUR

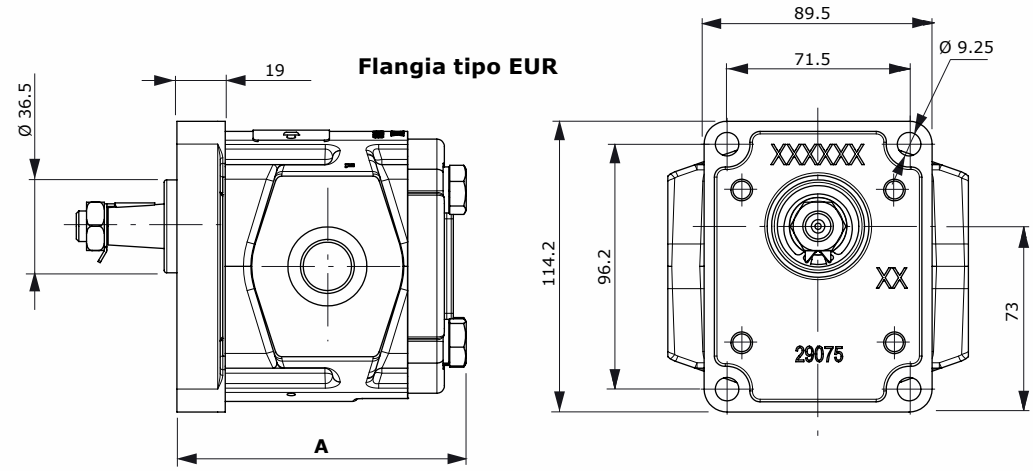

GRUPPO 2XPW	A mm
2XPW 110	104.5
2XPW 140	109.5
2XPW 160	113.7
2XPW 190	118.7
2XPW 220	123.7
2XPW 260	129.5
2XPW 290	133.3
2XPW 310	137.9

NEW

Configurazioni

Pompa singola:

2XPW

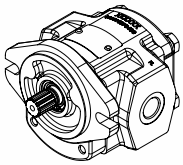

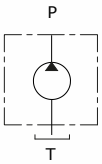

Pompa doppia:

2XPW + 1SP

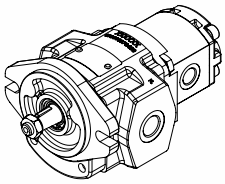

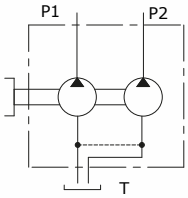

Pompa doppia:

2XPW + 2XPW

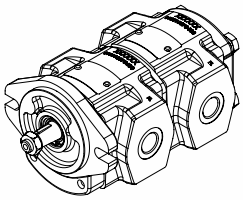

NOTA: per soluzione a stadi separati contattare il Servizio Commerciale

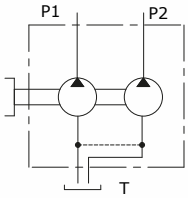

Pompa singola con coperchio posteriore con funzione ausiliaria:

2SPW + AUX

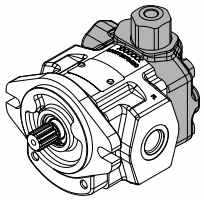

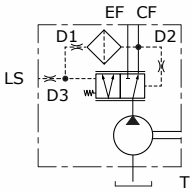

Posizione connessione			
0	**1**	**3**	**4**
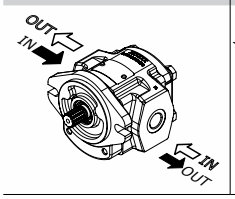	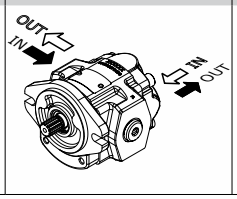	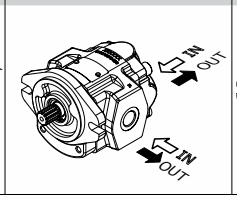	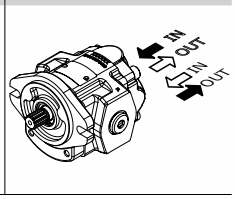

*Rotazione destra - **D***

*Rotazione sinistra - **S***

Valvole ausiliarie disponibili	
VLPI	Limitatrice di pressione a scarico interno
VLPE	Limitatrice di pressione a scarico esterno
VRF	Regolatrice di flusso
VRFVLPI	Regolatrice di flusso e limitatrice di pressione
UNLD	Valvola unloading
CP (LS)	Prioritaria

Bocche e connessioni		tipo bocche				
		G	U	T	N	F
posizione connessione	0	●	●	●	●	●
	1	●	●	-	-	-
	3	●	●	-	-	-
	4	●	●	-	-	-

(-): per le connessioni disponibili, contattare il Servizio Commerciale

2XPW

Pompa ad ingranaggi in ghisa

Bocche e connessioni

G: BSP

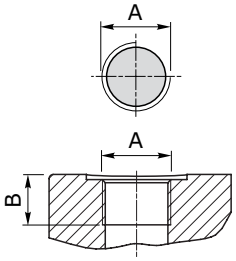

U: UN-UNF

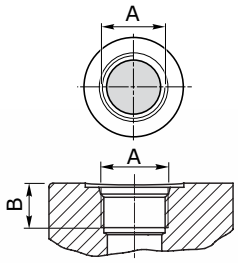

N: Flangia europea

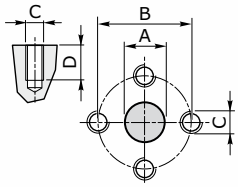

T: Flangia tedesca

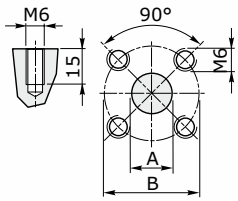

F: Flangia SAE J518-1

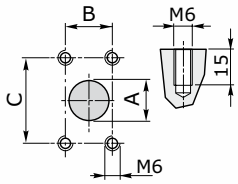

GRUPPO 2XPW	Filettature bocche							
	G (BSP)				**U** (UN-UNF)			
	A		B		A		B	
	IN	OUT	IN mm	OUT mm	IN	OUT	IN mm	OUT mm
2XPW 110	G 3/4″	G 1/2"	17	16	SAE12	SAE10	20	17
2XPW 140	G 3/4″	G 1/2"	17	16	SAE12	SAE10	20	17
2XPW 160	G 3/4″	G 1/2"	17	16	SAE12	SAE10	20	17
2XPW 190	G 3/4″	G 1/2"	17	16	SAE12	SAE10	20	17
2XPW 220	G 1″	G 1/2"	17	16	SAE16	SAE10	20	17
2XPW 260	G 1″	G 1/2"	17	16	SAE16	SAE10	20	17
2XPW 290	G 1″	G 1/2"	17	16	SAE16	SAE10	20	17
2XPW 310	G 1″	G 1/2"	17	16	SAE16	SAE10	20	17

GRUPPO 2XPW	Filettature bocche								Filettature bocche			
	N (EUROPEA)								**T** (TEDESCA)			
	A		B		C		D		A		B	
	Ø IN mm	Ø OUT mm	Ø IN mm	Ø OUT mm	Ø IN	Ø OUT	IN mm	OUT mm	Ø IN mm	Ø OUT mm	Ø IN mm	Ø OUT mm
2XPW 110	19	13	40	30	M8	M6	15	15	20	15	40	35
2XPW 140	19	13	40	30	M8	M6	15	15	20	15	40	35
2XPW 160	19	13	40	30	M8	M6	15	15	20	15	40	35
2XPW 190	19	13	40	30	M8	M6	15	15	20	15	40	35
2XPW 220	19	13	40	30	M8	M6	15	15	20	15	40	35
2XPW 260	19	13	40	30	M8	M6	15	15	20	15	40	35
2XPW 290	19	13	40	30	M8	M6	15	15	20	15	40	35
2XPW 310	19	13	40	30	M8	M6	15	15	20	15	40	35

GRUPPO 2XPW	Filettature bocche					
	F (Flangia SAE J518-1)					
	A		B		C	
	Ø IN mm	Ø OUT mm	Ø IN mm	Ø OUT mm	Ø IN mm	Ø OUT mm
2XPW 110	20	15	17.4	17.4	38	38
2XPW 140	26	15	22.4	17.4	47.6	38
2XPW 160	26	15	22.4	17.4	47.6	38
2XPW 190	26	15	22.4	17.4	47.6	38
2XPW 220	26	15	22.4	17.4	47.6	38
2XPW 260	26	15	22.4	17.4	47.6	38
2XPW 290	26	15	22.4	17.4	47.6	38
2XPW 310	26	15	22.4	17.4	47.6	38

Tipo alberi

10
Coppia 140 Nm

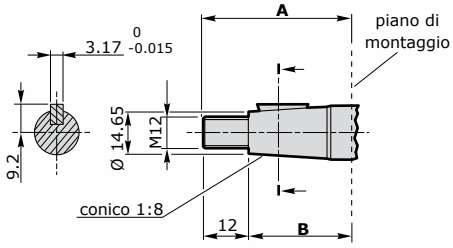

11
Coppia 140 Nm

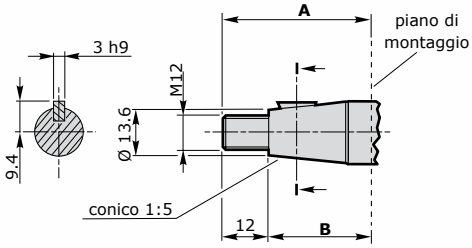

12
Coppia 80 Nm

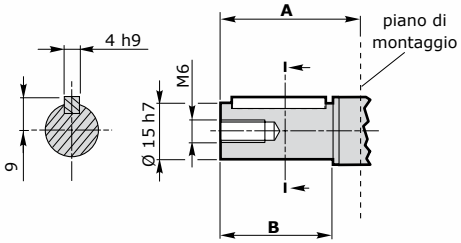

13
Coppia 90 Nm

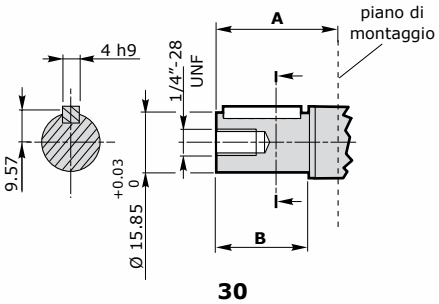

14
Coppia 100 Nm

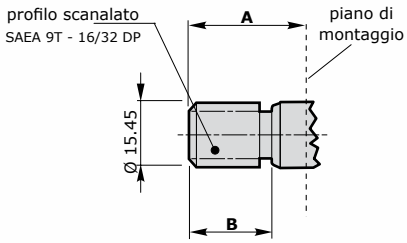

15
Coppia 100 Nm

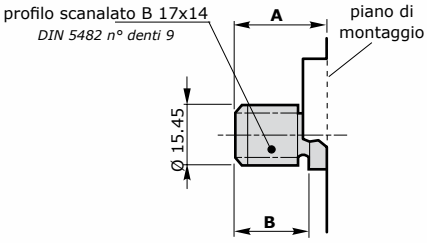

30
Coppia 150 Nm

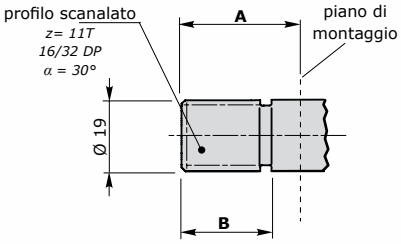

31
Coppia 140 Nm

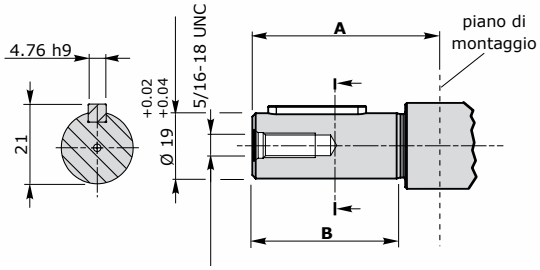

32 +0.03 0
Coppia 110 Nm

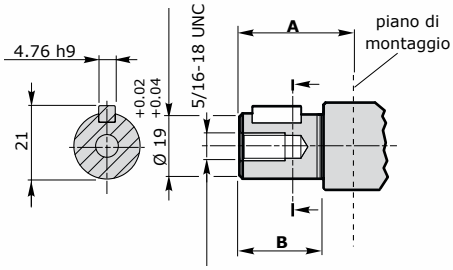

45*
Coppia 280 Nm

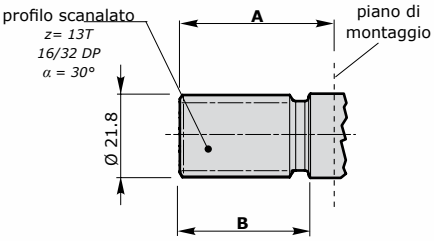

(*) Solo per pompa con flangia **SAEB**

Tipo	Dimensioni alberi					
	EUR - SAEA		SAEB		B80C	
	A mm	B mm	A mm	B mm	A mm	B mm
10	39.5	27.5	-	-	37.5	25.5
11	39.5	27.5	-	-	37.5	25.5
12	36.5	30	-	-	34.5	30
13	32	24	-	-	30	24
14	31.5	23	-	-	29.5	23
15	26	20	-	-	24	20
30	31.5	23.8	-	-	-	-
31	53.8	44.5	-	-	-	-
32	31	24	-	-	-	-
45*	-	-	41.2	34	-	-

Combinazioni albero - flangia

GRUPPO 2XPW		Tipi di albero									
		10 Conico 1:8	**11** Conico 1:5	**12** Cilindrico EUR	**13** Cilindrico SAEA	**14** Scanalato SAEA 9T	**15** Scanalato DIN5482 9T (26/24)	**30** Scanalato SAE 11T	**31** Cilindrico SAE Ø19 (53.8 mm)	**32** Cilindrico SAE Ø19 (31 mm)	**45** Scanalato SAEB 13T
SAEA		●	●	●	◇	◇	●	◇	◇	◇	-
SAEB 2F	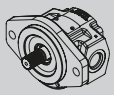	●	●	●	●	●	●	-	-	-	◇
B80C		●	◇	◇	●	●	◇	-	-	-	-
EUR		◇	●	◇	●	●	●	-	-	-	-

◇ = COMBINAZIONE STANDARD
● = COMBINAZIONE DISPONIBILE

Composizione della descrizione

2XPW - G - 140 - D - EUR - B - N - 10 - 0 - G

Tipo pompa

Coperchio e flangia
G: materiale in ghisa

Cilindrata*

Direzione rotazione
D: rotazione destra
S: rotazione sinistra

Tipo flangia
SAEA
SAEB a 2 fori
B80C
EUR

Guarnizione albero
A: senza guarnizione
B: per pressioni fino a 3 bar
H: per pressioni fino a 8 bar
K: per pressioni fino a 30 bar

Guarnizione
N: NBR
V: viton

Tipo albero
10: conico 1:8
11: conico 1:5
12: cilindrico EUR
13: cilindrico SAEA
14: scanalato SAEA 9T
15: scanalato DIN5482 9T
30: scanalato SAE 11T
31: cilindrico SAE Ø19 (53.8 mm)
32: cilindrico SAE Ø19 (31 mm)
45: scanalato SAEB 13T

Posizione connessione*¹
0 - 1 - 3 - 4

Tipo connessione
G: filettatura BSP
U: filettaturaUN-UNF
N: flangia europea
T: flangia tedesca
F: flangia SAE J518-1

(*) per i tipi di cilindrata, vedere tabella "dati tecnici"
(*¹) per i tipi di posizione, vedere tabella a pag. "configurazioni"

Esempio di configurazione 2XPW+2XP

2XPW - G - 140 - D - EUR - B - N - 10 - 0 - G / TK / 2XP - G - 110 - 0 - G

TK tandem compatto
Spessore: 6 mm
Coppia max. 100 Nm

Coperchio e flangia
G: materiale in ghisa

Cilindrata

Posizione connessione

Tipo connessione

walvoil FLUID POWER E|MOTION

walvoil hydro control Galtech

D1WGCM04I - 2ª edizione Aprile 2021

Walvoil S.P.A. • 42124 Reggio Emilia • Italy • Via Adige, 13/D • Tel.+39.0522.932411 • Fax +39.0522.300984
www.walvoil.com